

IMPERIAL VALLEY CROP REPORT (ACRES)

SUDAN

	MAR-15TH	APRIL-1ST	APRIL-15TH	MAY-1ST	MAY-15TH	JUNE-1ST	JUNE-15TH	JULY-1ST	JULY-15TH	AUG-15TH	SEPT-15TH	OCT-15TH	NOV-15TH	DEC-15TH
99	19616	32911	39734	50362	54719	59037	62453	62998	52921	33860	24785	15281	12405	9988
2000	10331	22924	31178	36642	41266	47953	53316	54831	53397	45671	33189	23738	16288	10948
2001	5427	20251	26744	38468	41849	45941	48345	49936	50280	40883	23919	17824	9730	5961
2002	5894	11729	21743	28908	34597	39524	43344	45498	46568	42782	31335	25106	11881	6293
2003	7836	19396	35758	45270	49381	56628	59637	60880	61269	54812	40091	27421	10710	5047
2004	4017	17694	26681	35174	42464	48677	53551	53269	52367	45805	29973	17637	7614	4550
2005	7036	24492	42963	50599	55371	58975	60941	59428	57853	47530	29164	10629	5281	3327
2006	7417	23764	41830	50754	58118	61772	64552	60957	59900	43031	25681	15949	8024	3663
2007	7612	26509	39432	49490	56470	63311	68915	71541	71391	61371	42919	25156	9108	4643
2008	3012	3672	16202	28080	31738	45333	56023	66096	68128	65681	53074	37441	15907	6447
2009	3611	11728	16340	18658	20746	25214	29326	31109	31963	27636	10155	12944	3547	1794
2010	2578	18456	34773	41732	44502	49655	53047	51690	49069	40614	27961	20068	7787	3245
2011	3037	18411	26833	37855	42304	52109	58555	64801	64607	54419	37556	23223	12181	990
2012	3940	15254	21634	32536	38626	52445	57576	63549	63585	56721	36572	23695	11802	4897
2013	3088	17864	25091	34046	39411	45659	49753	47836	46825	35037	22865	14094	7420	3806
2014	8236	23795	33118	39364	43597	49495	51586	51594	47756	29337	12376	4879	2646	568
2015	1752	14942	20561	26214	31644	38502	41260	40633	39247					
Compare w/ prev year	-6484	-8853	-12557	-13150	-11953	-10993	-10326	-10961	-8509	-5700	-10489	-9215	-4774	-3238
	21%	63%	62%	67%	73%	78%	80%	79%	82%	84%	54%	35%	36%	15%
10 YR AVG	4428	17440	28980	35873	40716	48350	53059	54981	54247	46138	29832	18808	8370	3338
Compare w/ prev month	1184	13190	5619	5653	5430	6858	2758	-627	-1386	-18419	-16961	-7497	-2233	-2078

WHEAT

	JAN-15TH	FEB-15TH	MAR-15TH	APRIL-15TH	MAY-15TH	JUNE-15TH	JULY-15TH	AUG-15TH	SEPT-15TH	OCT-15TH	NOV-15TH	DEC-15TH
99	31743	37973	42345	42154	41936	19543	4870	2359	1676	1635	6500	24929
2000	37244	44289	49617	50017	46387	14539	6213	2202	303	322	1174	19669
2001	27365	31689	38546	41094	41009	17031	6072	2722	1380	923	1393	18494
2002	28680	40666	43583	45536	44581	19976	9891	5432	2588	1167	1865	30704
2003	43563	53950	58769	58899	55592	14941	4399	2519	563	847	1387	19485
2004	34417	45785	49146	49506	42333	9055	4131	1456	0	0	801	5462
2005	16283	27191	30152	30664	29405	9913	1735	72	0	0	1843	8826
2006	16587	22079	24308	24269	23530	7441	168	85	63	63	1057	17616
2007	29310	41678	46482	46964	43741	13580	536	10	71	214	4756	44321
2008	71135	94304	108264	111050	110392	36878	7865	262	76	148	3552	48530
2009	71280	92174	105690	107277	104111	33414	8594	672	22	22	1604	23922
2010	40743	51134	56840	57366	56747	22556	6405	27	0	316	3598	32251
2011	53407	67310	74129	75006	70525	19519	5023	145	0	0	2634	47492
2012	66951	82489	88801	89866	83186	25634	987	379	28	28	944	14884
2013	26304	36936	40828	41652	39680	8329	1544	53	38	38	1958	8940
2014	17988	24292	25781	25368	24731	5505	1008	194	147	92	2033	26647
2015	40158	51951	56068	56252	47848	16399	529					
Compare w/ prev year	22170	27659	30287	30884	23117	10894	-479	141	109	54	75	17707
	223%	214%	217%	222%	193%	298%	52%	366%	387%	242%	104%	298%
10 YR AVG	43386	56435	60128	63507	60449	18926	3266	190	45	92	2398	27343
Compare w/ prev month	13511	11793	4117	184	-8404	-31449	-15870	-814	-47	-55	1941	24614



ALFALFA

	JAN-15TH	FEB-15TH	MAR-15TH	APRIL-15TH	MAY-15TH	JUNE-15TH	JULY-15TH	AUG-15TH	SEPT-15TH	OCT-15TH	NOV-15TH	DEC-15TH
99	168461	167717	167717	166647	165783	161980	149770	146785	150356	174509	179191	179993
2000		177917	178097	177159	176677	176464	172965	163916	154913	166374	179941	179679
2001	178975	176848	177671	175840	174420	173351	170273	159541	152871	165416	184684	183045
2002	181596	181212	180368	178724	178876	178837	174603	164357	157285	162443	168430	164629
2003	163414	161864	160520	159132	158616	157692	151748	144344	137461	141082	148889	146912
2004	147289	145759	144783	141637	140566	140167	133279	125283	114237	121731	138094	140547
2005	141237	141289	140788	140212	139753	139254	136186	126963	116766	129489	144662	150473
2006	150682	150011	148390	146729	146493	146232	139567	128463	117640	123184	133252	132142
2007	132219	131225	129923	128649	127811	127434	124965	120104	110375	115214	118958	115230
2008	114914	113740	114392	114148	114095	113868	112594	108431	98949	109291	125089	129412
2009	129545	130156	130860	130793	130606	131032	126599	117851	110393	122394	134503	135287
2010	134118	132678	132762	131745	132074	131523	126418	118867	112602	116807	134026	134273
2011	133310	132838	132100	130671	130148	129482	127385	120980	112132	116267	131356	131114
2012	129568	129655	129850	129729	129227	129238	122298	116169	108,207	114647	128199	131274
2013	131991	132904	133736	133501	133888	133290	127967	119243	115210	121445	138849	140134
2014	137642	138496	138972	138774	138724	139134	134228	123516	116421	121474	131518	128623
2015	127702	126918	127026	126477	126364	126228	124325					
Compare w/ prev year	-9940	-11578	-11946	-12297	-12360	-12906	-9903	4273	1,211	29	-7331	-11511
	93%	92%	91%	91%	91%	91%	93%	104%	101%	100%	95%	92%
10 YR AVG	132169	131862	131801	131122	130943	130746	126635	120059	111870	119021	132041	132796
Compare w/ prev month	-921	-784	108	-549	-113	-136	-1903	-10712	-7,095	5,053	10044	-2895

BERMUDA

	JAN-15TH	FEB-15TH	MAR-15TH	APRIL-15TH	MAY-15TH	JUNE-15TH	JULY-15TH	AUG-15TH	SEPT-15TH	OCT-15TH	NOV-15TH	DEC-15TH
99	52654	52654	52549	52549	52779	52853	50571	51316	52297	52487	52542	52250
2000		51634	51599	51599	52070	53517	56836	59833	62518	62403	61978	61530
2001	60965	60544	60156	60696	60891	62543	63872	66635	66907	66552	66273	66005
2002	65701	65330	65391	65007	64672	64644	65973	67490	68480	68673	67500	66380
2003	64781	62763	62063	61602	61735	63682	65001	66959	69669	69666	68780	68291
2004	68029	65320	65814	64975	64851	65035	63350	64116	64227	63581	63347	62922
2005	62722	62410	62328	62400	62369	62788	60395	62335	63271	63925	63943	62798
2006	62263	62198	62101	62156	62486	63145	61293	63723	65804	67021	66605	65527
2007	65145	63279	64008	64268	64118	64382	63907	63886	64109	62889	60211	58590
2008	57830	56269	55856	55506	55359	55853	55642	57187	57041	55889	53826	52328
2009	51468	51482	51028	50934	50972	50670	50784	53645	56856	55659	55279	54731
2010	53642	53398	53052	52788	52623	52877	52719	56474	56535	56074	54991	54433
2011	53835	53112	52766	52528	51699	51470	51870	52607	52151	52203	50886	50660
2012	49883	48888	48999	48895	49322	50713	50420	52114	54637	54966	54372	53525
2013	52201	51946	50135	50111	50139	51012	48571	51128	52749	53237	51762	50853
2014	47035	46954	46684	46887	47154	47667	46477	47623	49488	49516	49097	48384
2015	48210	48105	47993	48453	48276	48027	48514					
Compare w/ prev year	1175	1151	1309	1566	1122	360	2037	-3505	-3261	-3721	-2665	-2469
	102%	102%	103%	103%	102%	101%	104%	93%	94%	93%	95%	95%
10 YR AVG	54930	53563	53262	53253	53215	53582	53020	56072	57264	57138	56097	55183
Compare w/ prev month	-174	-105	-112	460	-177	-249	487	1146	1865	28	-419	-713



KLEIN

	JAN-15TH	FEB-15TH	MAR-15TH	APRIL-15TH	MAY-15TH	JUNE-15TH	JULY-15TH	AUG-15TH	SEPT-15TH	OCT-15TH	NOV-15TH	DEC-15TH
99							3150	3150	3225	3225	3089	3014
2000			2938	3006	3006	3006	3499	4099	6216	7061	7410	7691
2001	7691	7602	7862	8421	8709	9127	9663	9595	10118	10247	10192	10172
2002	10172	10107	9982	10095	10095	10209	10139	10383	10230	10611	10370	10107
2003	10316	10024	9916	9916	9951	10723	11290	11484	12441	13327	14207	14150
2004	14120	13760	13385	13957	14065	14331	14634	14650	15043	14627	14197	14144
2005	14302	14248	14097	14012	13951	14094	13917	13784	13382	13667	13673	13723
2006	13656	13580	13451	13318	13571	13571	13466	13211	13900	15385	15306	15277
2007	15256	15212	15130	15166	15313	15539	15929	15983	16215	16211	15464	15350
2008	15160	14801	14750	14818	14842	14889	14436	14526	14526	14598	14419	14324
2009	14459	14141	13986	14054	13980	14026	13387	12966	12726	12799	12781	12450
2010	12367	12002	11970	12215	12172	11945	12107	12299	12363	13232	13298	13201
2011	13285	13126	12623	12930	12982	12897	13493	13798	14680	14631	14604	14319
2012	14238	14175	14109	14311	14142	14097	14159	14158	15115	16045	16437	16354
2013	16380	16270	16270	16500	16241	16675	16942	16656	16859	17675	17547	17462
2014	17192	17192	17140	17005	16930	17038	16578	16573	16745	16659	16413	15786
2015	15691	15605	15724	16111	16111	16086	16026					
Compare w/ prev year	-1501	-1587	-1416	-894	-819	-952	-552	-83	-114	-1016	-1134	-1676
	91%	91%	92%	95%	95%	94%	97%	100%	99%	94%	94%	90%
10 YR	14768	14475	14515	14643	14628	14676	14652	14395	14651	15090	14994	14825
Compare w/ prev month	-95	-86	119	387	0	-25	-60	-5	172	-86	-246	-627

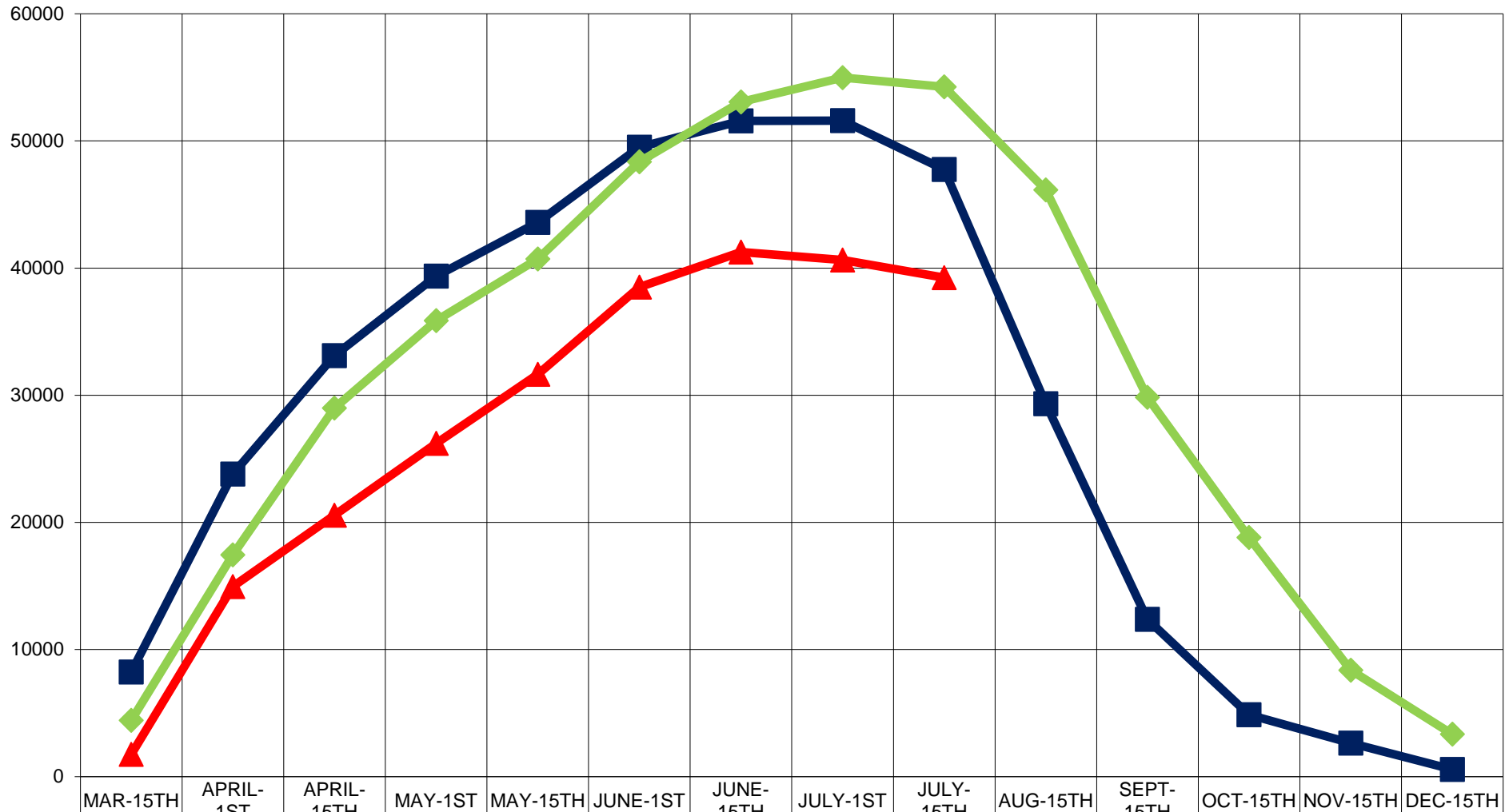
FALLOW ACRES

	JAN-15TH	FEB-15TH	MAR-15TH	APRIL-15TH	MAY-15TH	JUNE-15TH	JULY-15TH	AUG-15TH	SEPT-15TH	OCT-15TH	NOV-15TH	DEC-15TH
FALLOW ACREAGE - IDLE OVER 1 YEAR BUT NOT IN THE PAYMENT PROGRAM												
2006	33220	32837	32342	31799	31526	32943	32864	32513	32605	32684	32479	33188
2007	33196	33241	32957	32371	32343	32221	32440	32242	31828	31268	31009	29921
2008	29302	28647	28519	27739	27302	29468	29162	28613	29050	28503	28404	27589
2009	27490	27260	27195	24761	24637	24126	28685	27696	27238	26545	26153	25348
2010	24535	24739	29460	26052	25830	24828	24380	24224	24383	24256	23972	24107
2011	25657	24180	23926	22620	22302	21980	21734	21666	21079	20858	20822	20680
2012	20196	19828	19436	19344	19130	19752	20448	21937	22643	22068	21818	21391
2013	21371	20648	20510	20219	19546	19253	19107	17891	17557	17372	16741	16501
2014	17680	17327	17142	16545	16135	15921	15865	15721	14530	14143	13764	12998
2015	12165	11771	11403	11389	11439	11429	11451					
IID FALLOW PROGRAM - OWNER PAID TO FALLOW												
2006	11694	11694	11694	11694	11694	11694	17831	18009	17936	17791	17936	17936
2007	17936	17936	17936	17936	17901	17936	16443	16443	16443	16366	16366	16366
2008	16366	16366	16366	16172	16172	16172	12779	12779	12779	12779	12779	12779
2009	12779	12779	12779	12779	12779	12779	17854	17854	17854	17854	17854	17854
2010	17854	17854	17854	17854	17854	17854	16651	16651	16651	16651	16651	16651
2011	16651	16651	16651	16651	16651	16651	5796	5796	5796	5796	5796	5796
2012	5796	5796	5796	5796	5796	15390	31687	31687	31687	31860	31860	31860
2013	36584	36564	36564	36564	36564	36564	36936	36936	36936	36936	36936	36936
2014	47164	47164	47164	47164	47164	47164	41335	45742	45742	45742	45742	45742
2015	40879	41023	41023	41023	41023	41023	16067					





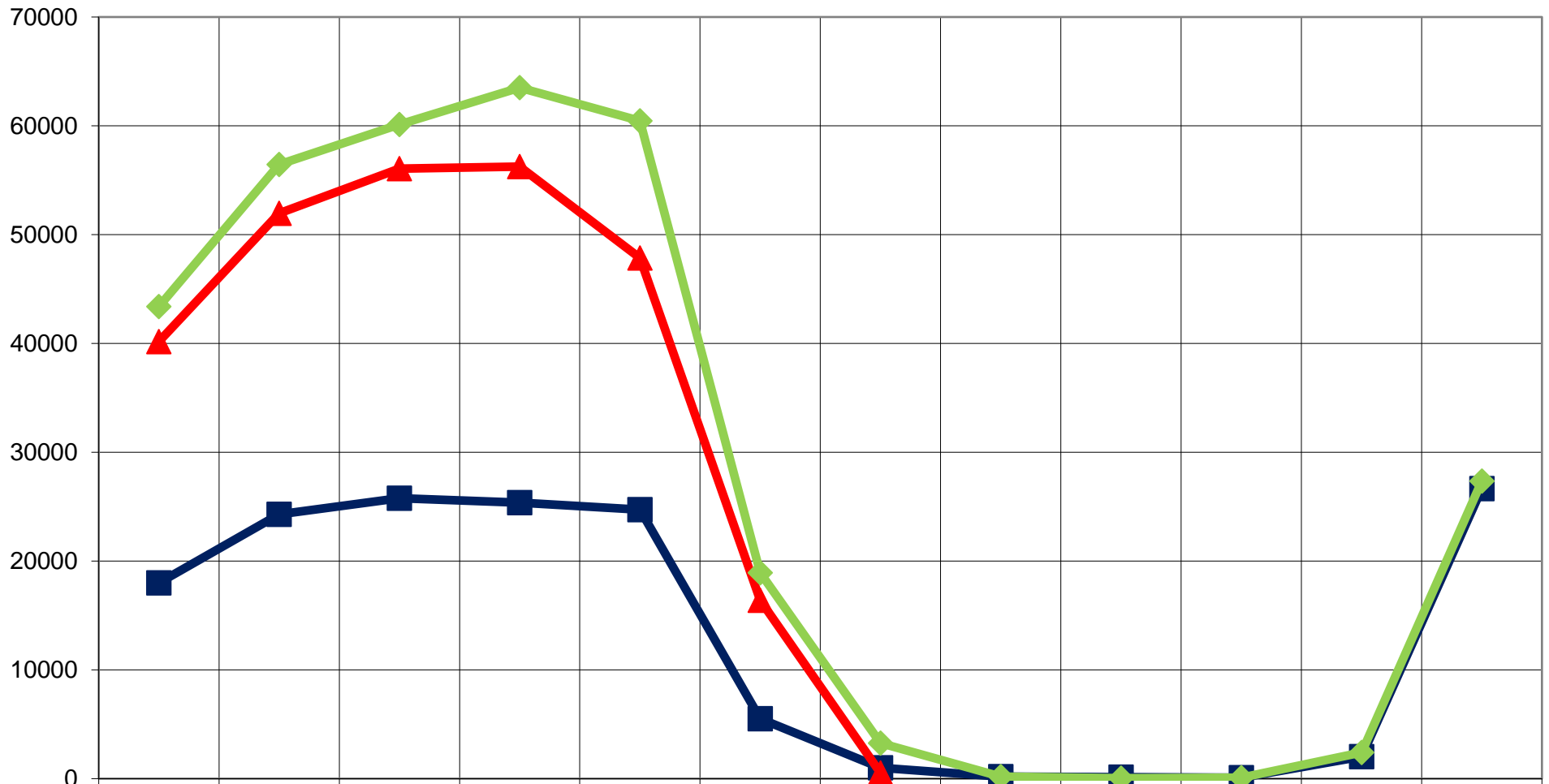
IMPERIAL VALLEY SUDAN ACREAGE



2014	8236	23795	33118	39364	43597	49495	51586	51594	47756	29337	12376	4879	2646	568
2015	1752	14942	20561	26214	31644	38502	41260	40633	39247					
10 YR AVG	4428	17440	28980	35873	40716	48350	53059	54981	54247	46138	29832	18808	8370	3338



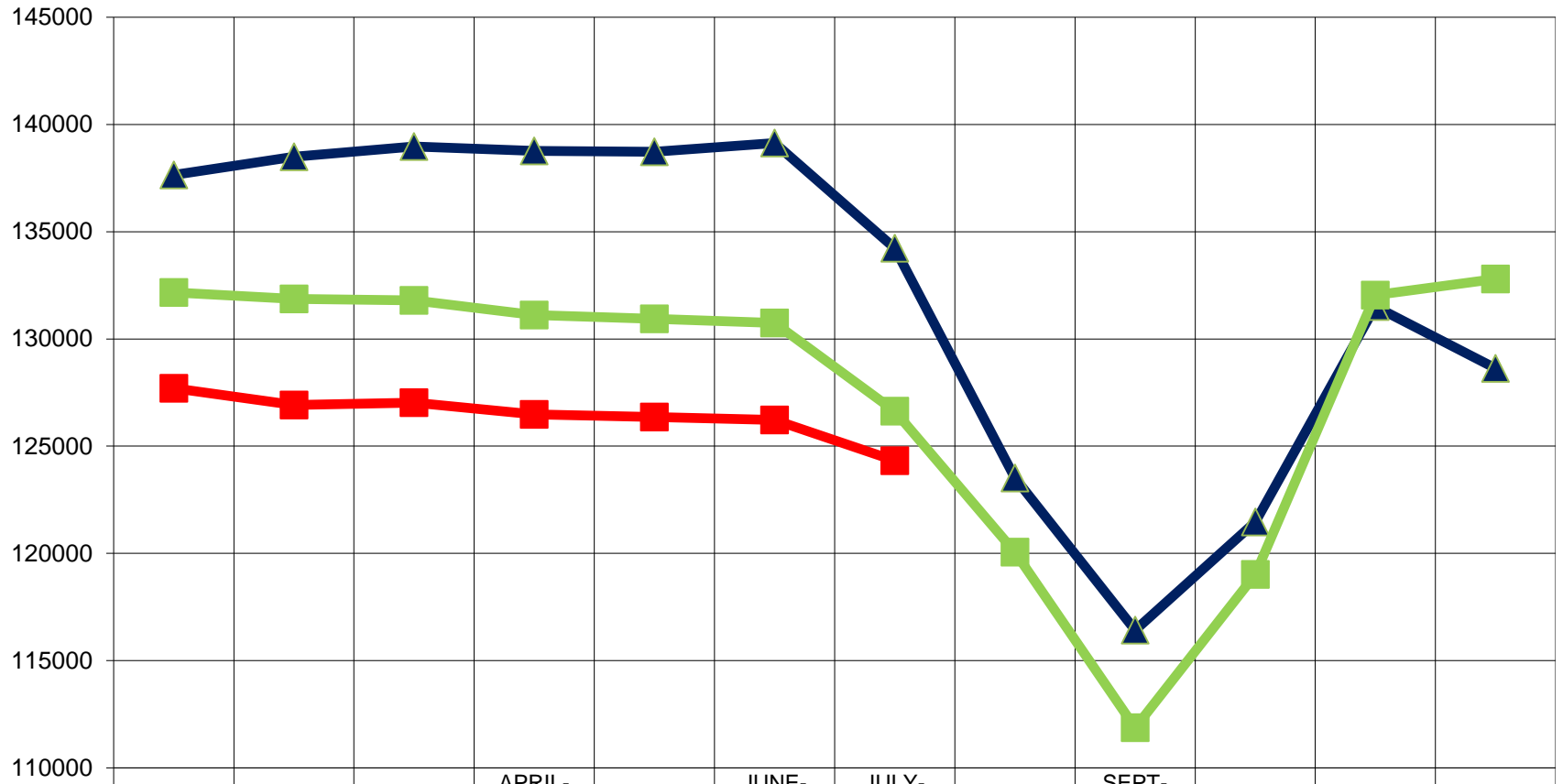
IMPERIAL VALLEY WHEAT ACREAGE



■ 2014	17988	24292	25781	25368	24731	5505	1008	194	147	92	2033	26647
▲ 2015	40158	51951	56068	56252	47848	16399	529	190	45	92	2398	27343
◆ 10 YR AVG	43386	56435	60128	63507	60449	18926	3266	190	45	92	2398	27343



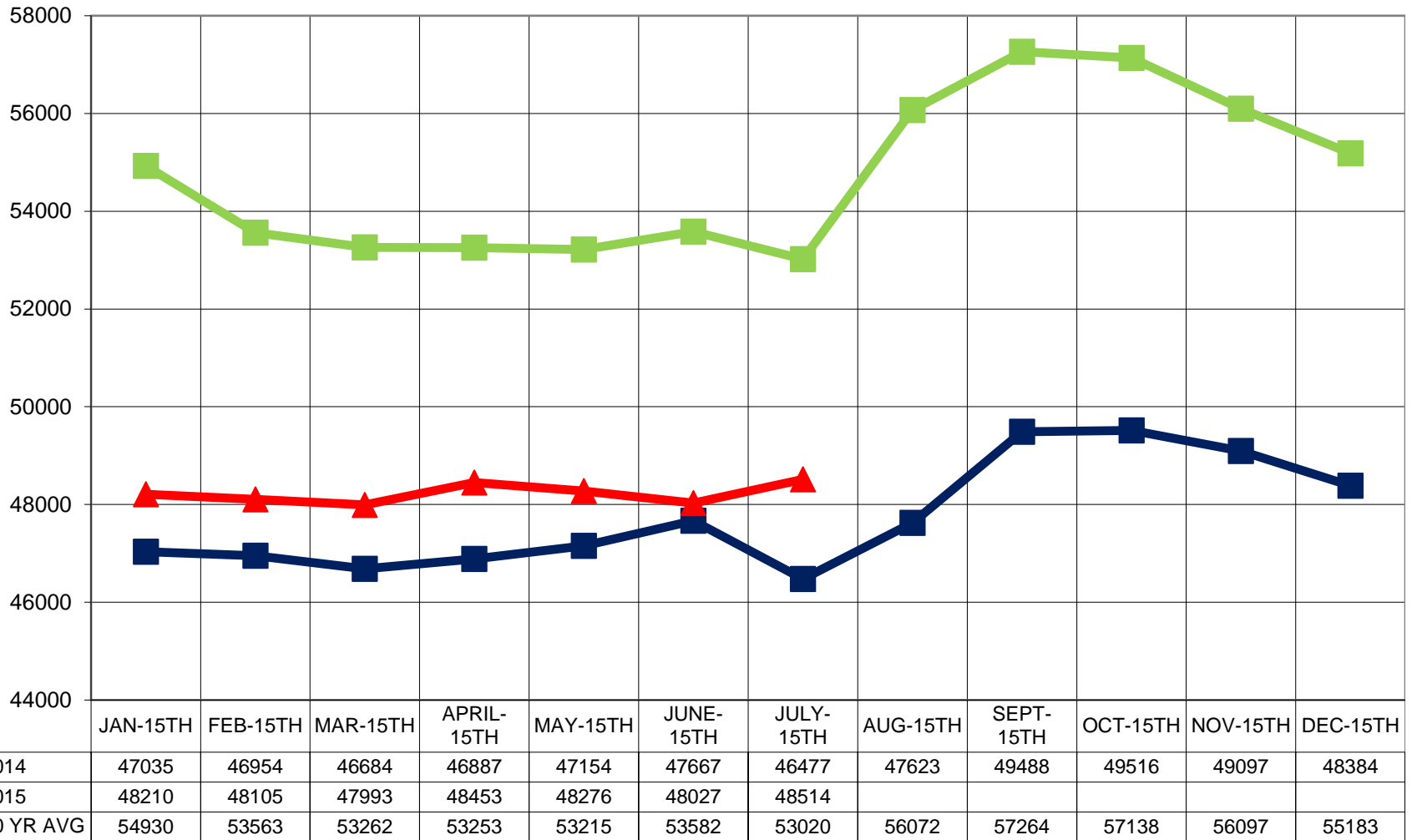
IMPERIAL VALLEY ALFALFA ACREAGE



2014	137642	138496	138972	138774	138724	139134	134228	123516	116421	121474	131518	128623
2015	127702	126918	127026	126477	126364	126228	124325					
10 YR AVG	132169	131862	131801	131122	130943	130746	126635	120059	111870	119021	132041	132796

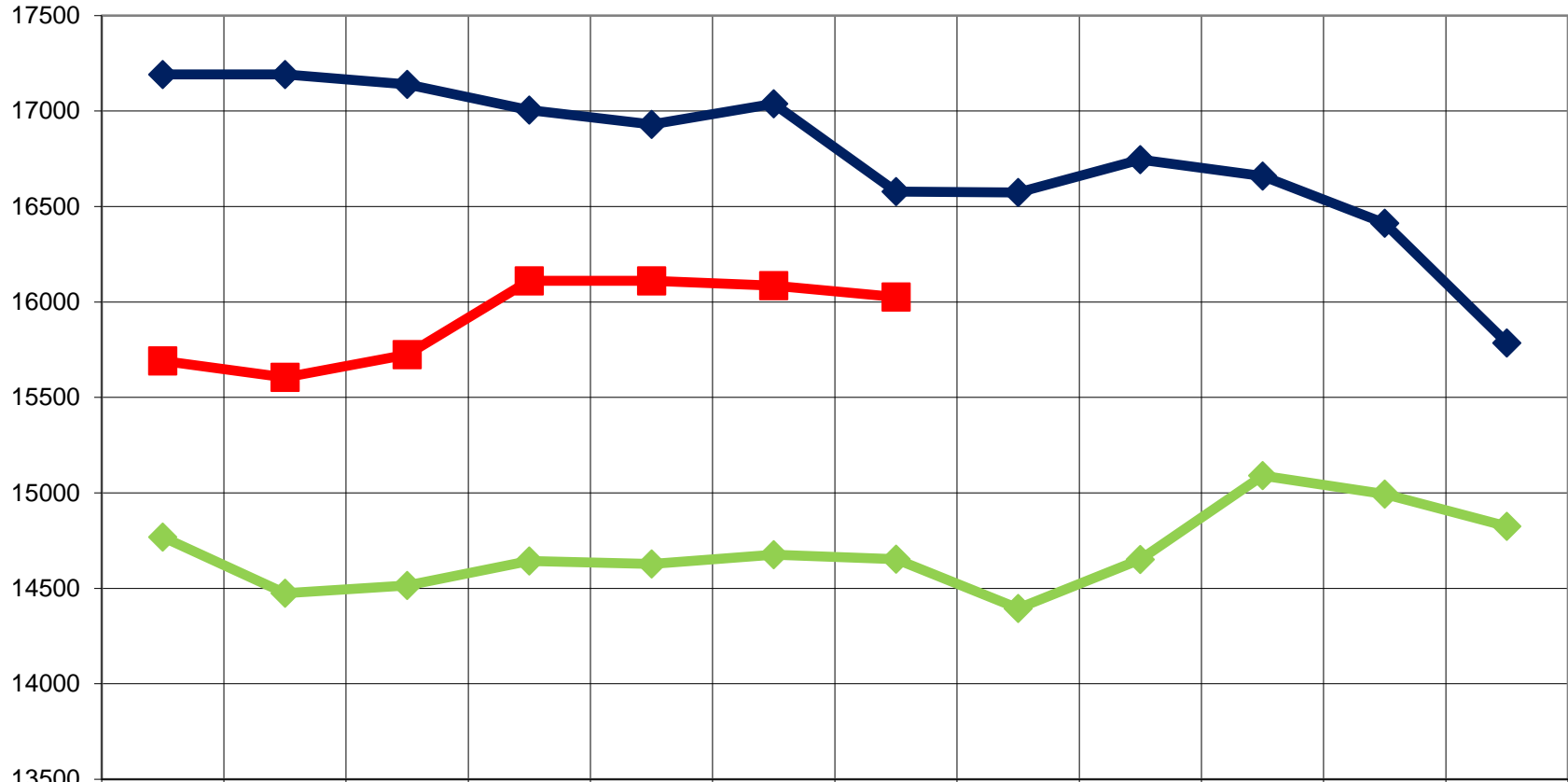


IMPERIAL VALLEY BERMUDA ACREAGE





IMPERIAL VALLEY KLEIN ACREAGE



2014	17192	17192	17140	17005	16930	17038	16578	16573	16745	16659	16413	15786
2015	15691	15605	15724	16111	16111	16086	16026					
10 YR AVG	14768	14475	14515	14643	14628	14676	14652	14395	14651	15090	14994	14825